



CONTRACTOR:	
PROJECT:	DATE:
PREPARED BY:	MODEL#:

## DESCRIPTION



## ALPSLED Series

Low profile die cast aluminum housing with integral heat sink and durable bronze powdercoat finish. Driver compartment has a hinged door with gasket. Corrosion resistant exterior stainless steel screws.



## FEATURES & SPECIFICATIONS

### Construction

Die cast aluminum back housing with integral heat sink.

### Finish

Powdercoat finish.

### Lens

Polycarbonate

### Dimmer

Electronic Dimmable Driver.

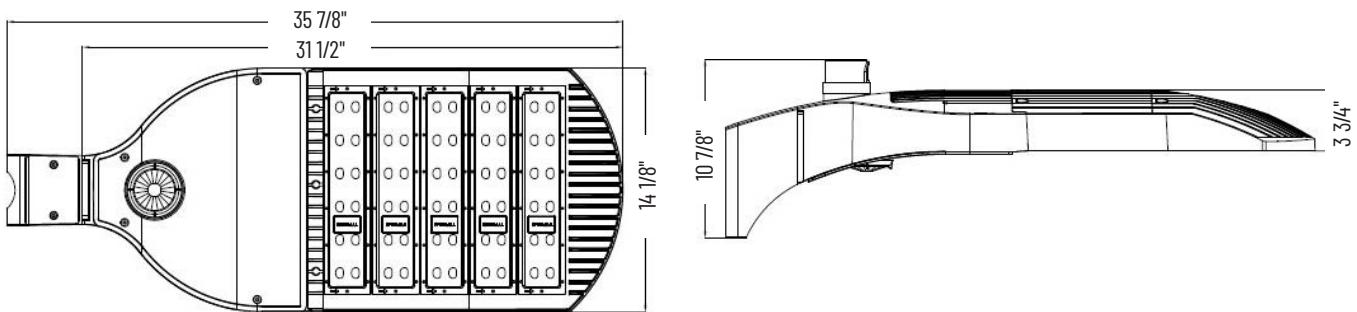
### Driver Compartment

Hinged door with gasket.

### Photocell Capability

7 pin photocell socket with shorting cap.

## LINE DRAWING



## ORDERING INFORMATION

EXAMPLE: ALPSLED3705KT3-UN4

SERIES	WATTAGE	COLOR TEMP	DISTRIBUTION	VOLTAGE	MOUNTING	OPTIONS
ALPSLED	[370] : 370 Watts	[5K] : 5000K	[T3] : Type III	[-UN4] : 480V	[-SP] : Square Pole Arm	[-HS] : House Side Shield
					[-R3] : 3" Round Pole	
					[-R4] : 4" Round Pole	
					[-R5] : 5" Round Pole	
					[-SF] : 2 3/8" Slipfitter	



CONTRACTOR:	
PROJECT:	DATE:
PREPARED BY:	MODEL#:

## ELECTRICAL SPECIFICATIONS

**Input Voltage**  
347-480VAC

**Input Current**  
3.1A

**Power Factor**  
>0.9

**Frequency**  
50-60Hz

**Input Power**  
370w

**THD**  
<10%

**Efficacy**  
119+ LM/W

**LED Quantity**  
(6) 12 chip modules

**Lens Type**  
III

**CRI**  
>70

**Dimming**  
0-10V

**Lumens**  
43700+ Lumens

**Color Temp**  
5000K

**Beam Angle**  
65.5°

## ACCESSORIES

**AL-HS**  
House side shield (6 pieces required)

**AL-PS3R**  
3" round pole adapter

**AL-PSSF**  
2-3/8" slipfitter

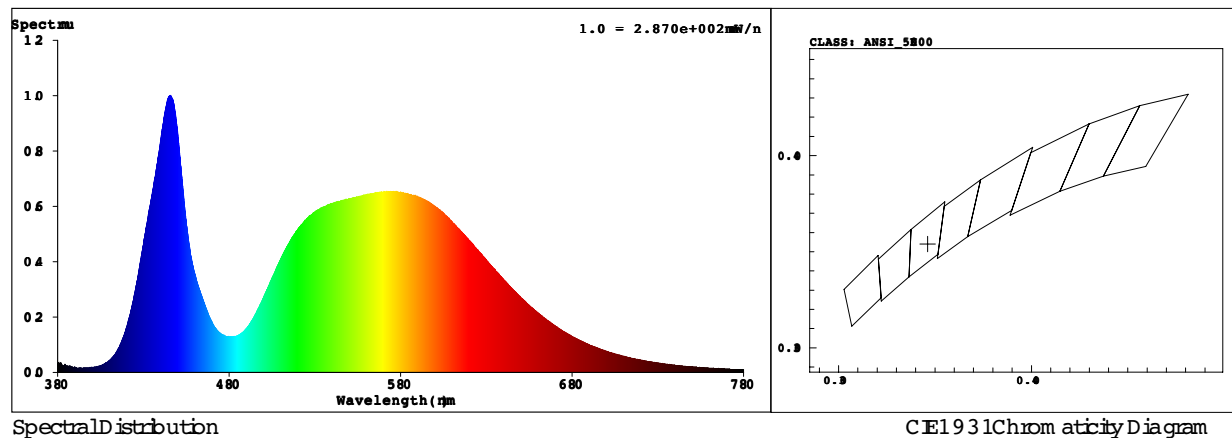
**AL-PS4R**  
4" round pole adapter

**AL-PSSQ**  
Square pole mount arm

**AL-PS5R**  
5" round pole adapter

## PERFORMANCE SPECIFICATIONS

### SPECTRAL POWER DISTRIBUTION & CHROMATICITY DIAGRAM





CONTRACTOR:

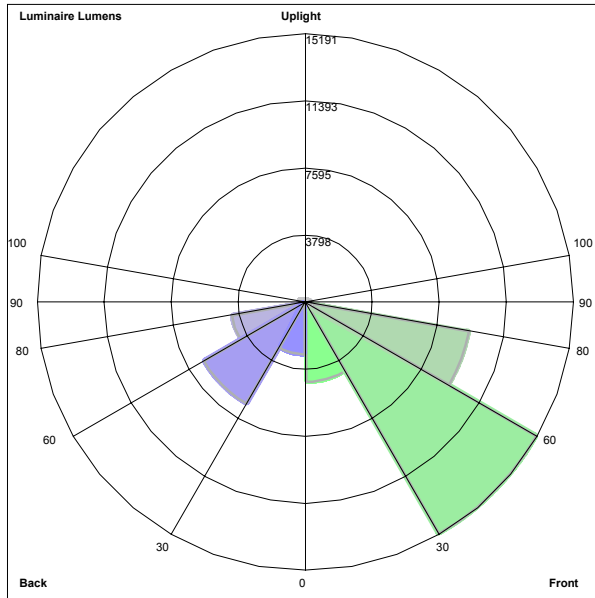
PROJECT:

PREPARED BY:

DATE:

MODEL#:

## PERFORMANCE SPECIFICATIONS



### BUG REPORT TAMLITE LIGHTING HID ALPSLED3705KT3-UN4

Luminaire Lumens:

Front:

Low=4568.6, Medium=15191.0,  
High=9461.4, Very High=396.0

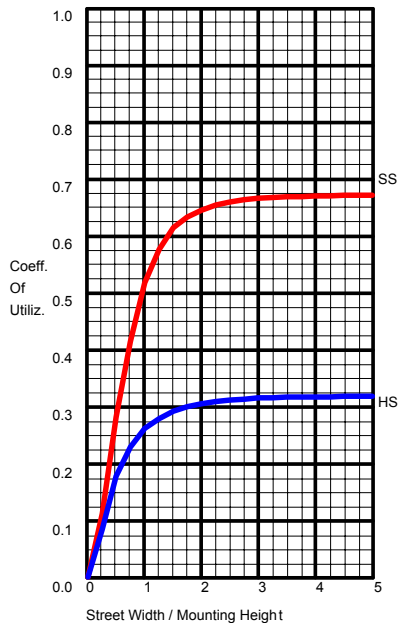
Back:

Low=3006.3, Medium=6687.5,  
High=4283.8, Very High=190.6

Uplight:

Low=0.0, High=0.0

BUG Rating : B4-U0-G4

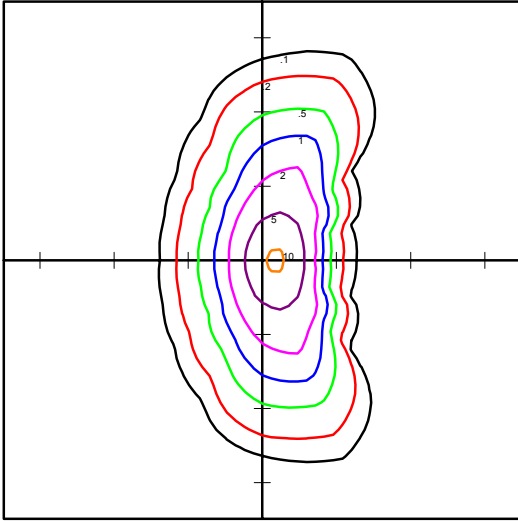


	LUMENS	PERCENT OF LAMP
DOWNWARD STREET SIDE	29617.1	67.6
DOWNWARD HOUSE SIDE	14168.2	32.4
DOWNWARD TOTAL	43785.3	100
UPWARD STREET SIDE	0.0	0.0
UPWARD HOUSE SIDE	0.0	0.0
UPWARD TOTAL	0.0	0.0
TOTAL FLUX	43785.3	100.0

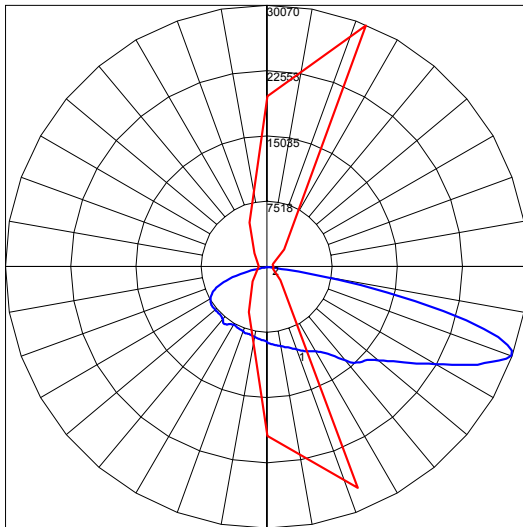


CONTRACTOR:	
PROJECT:	DATE:
PREPARED BY:	MODEL#:

# PHOTOMETRIC ISOLINES



TAMLITE LIGHTING HID  
 ALPSLED3705KT3-UN4  
 Horizontal Footcandles  
 Scale : 1 Hash = 50 Ft.  
 Light Loss Factor = 1.00  
 Lumens Per Lamp = N.A.  
 Lumens = 43785  
 Mounting Height = 30.00 Ft  
 Maximum Calculated Value = 10.65 Fc  
 Arrangement: Single



Polar Graph  
 Maximum Candela = 30070.41  
 Located at Horizontal Angle = 67.5  
 Vertical Angle = 70  
 Vertical Plane Through Horizontal  
 Angles (67.5 - 247.5)  
 Horizontal Cone Through Vertical  
 Angle  
 (70)