


CONTRACTOR	
PROJECT	DATE
PREPARED BY	MODEL : ESLWP

SERIES SPECIFICATIONS

The ESLWP is a slim LED wall pack with emergency lighting. With its long lamp life and attractive modern profile it will compliment any building's decor.



LINE DRAWING



CONSTRUCTION

Housing
Die-Cast

Sensor
Photo sensor for AC mode

LED Quantity
8 Pcs

Transfer switch
Internal solid-state transfer switch automatically connects the internal battery to LEDs

BATTERY SPECIFICATIONS

Battery Type
7.2V Rechargeable Ni-Cad

Emergency Illumination
Minimum 90 Minutes

Battery Recharge Time
24 Hours

Low Voltage Disconnect
Prevents battery from deep discharge

LED Indicator
Charge rate/power "ON" and push to test switch

Battery Discharge Time
1.5 Hours

CONTRACTOR	
PROJECT	DATE
PREPARED BY	MODEL : ESLWP

ELECTRICAL SPECIFICATIONS CONT.

LEDS per Head
1W (8 LEDs x 0.125W)

Operating Voltage
120/277

Lumens
1600 lumens AC
600 lumens Emergency

Ambient Temp
-40°C ~ +50°C General
0°C ~ 40°C Battery backup

Input Watts
15W

Frequency
60Hz

MOUNTING SPECIFICATIONS

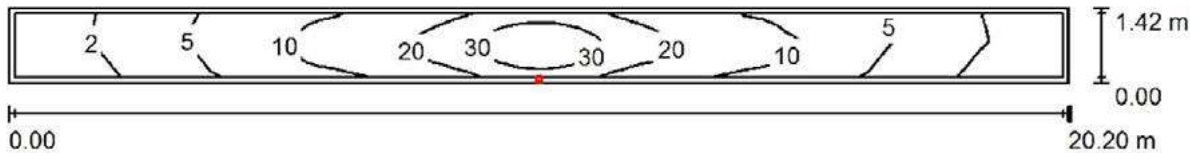
Backplate
Snaps into place making
internal electrical
connections

Surface Mount
Backplate fits most
standard junction boxes.

Conduit Mount
Mounts using knockouts on
the backplate or on top of
housing

Suitable for wall or ceiling mount

PHOTOMETRIC SPECIFICATIONS EMERGENCY MODE

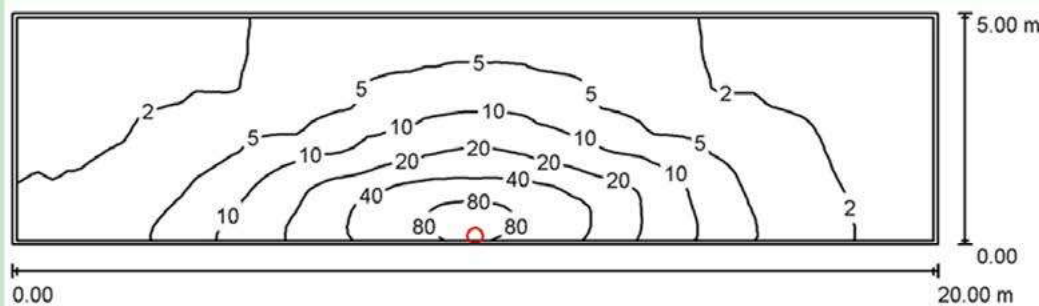


Height of Room: 3.657 m, Mounting Height: 2.743 m, Light loss factor: 0.85

Values in Lux, Scale 1:145

Surface	ρ [%]	E_{av} [lx]	E_{min} [lx]	E_{max} [lx]	u_0
Workplane	/	12	1.15	37	0.100
Floor	20	11	1.05	37	0.095
Ceiling	70	2.03	0.26	13	0.128
Walls (4)	50	3.43	0.20	2596	/

PHOTOMETRIC SPECIFICATIONS AC MODE



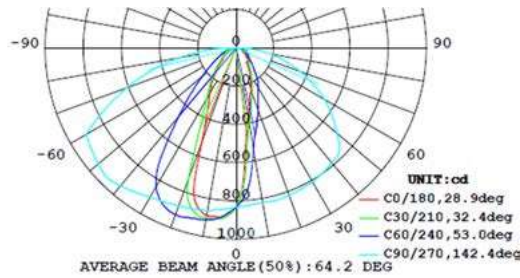
Height of Room: 3.000 m, Mounting Height: 2.989 m, Light loss factor: 0.85

Surface	ρ [%]	E_{av} [lx]	E_{min} [lx]
Workplane	/	9.81	0.85
Floor	20	9.82	0.84
Ceiling	70	2.29	0.47

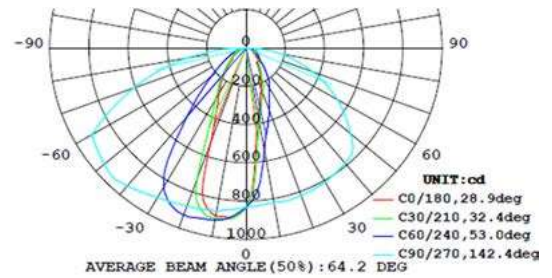
CONTRACTOR	
PROJECT	DATE
PREPARED BY	MODEL : ESLWP

PHOTOMETRIC SPECIFICATIONS (CONT..)

Emergency Mode



AC Mode



CERTIFICATIONS/WARRANTY

Listing
 UL Listed

IP Rating
 IP65

Location Rating:
 Suitable for wet locations

Warranty

Guaranteed for five years from the purchase date of the product, against mechanical defects in manufacturing.
 Batteries are pro-rated for two years.

ORDERING INFORMATION

Part Number: ESLWP

Carton Dimensions: 11.5x8x4IN
 29.21x20.32x10.16CM

ESLWP	B	EM
SERIES	HOUSING COLOR	EMERGENCY
ESLWP	[W] : White	[EM] : Emergency Battery
	[BR] : Bronze	