




CONTRACTOR:	
PROJECT:	DATE:
PREPARED BY:	MODEL#: ROUGH

SERIES SPECIFICATIONS



ROUGH Series

The 4" and 6" rough-in plates are ideal for easier layout planning and new construction pre-wiring. It is made of durable sheet metal (0.024), is 2' long and fits up to 24" spaced studs.



CONSTRUCTION

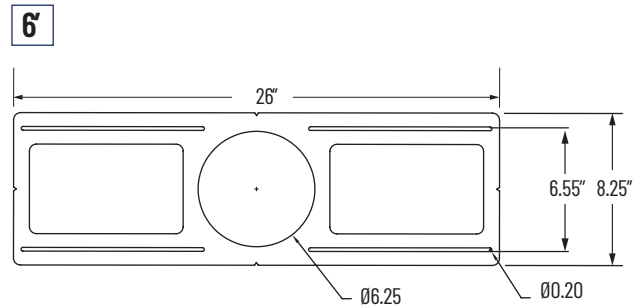
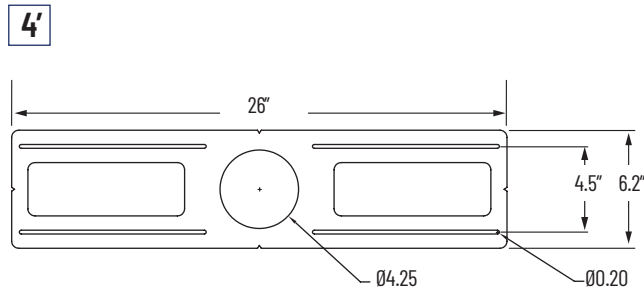
Material

Galvanized Steel

Material Thickness

0.024

LINE DRAWING



ORDERING INFORMATION

EXAMPLE: ROUGH4-NP

SERIES	SIZE	FINISH
ROUGH	[4] : 4'	[-NP] : Non Painted
ROUGH	[6] : 6'	[-NP] : Non Painted

APPLICATION AND PERFORMANCE SPECIFICATION IS SUBJECT TO CHANGE WITHOUT NOTIFICATION