

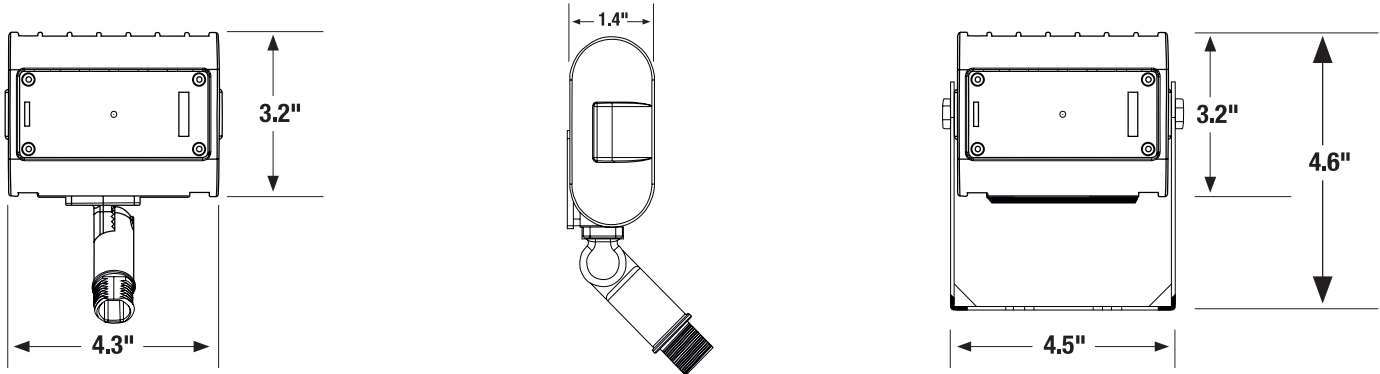
MODEL :	TYPE	
PROJECT :		
PREPARED BY :	DATE :	

SERIES SPECIFICATIONS

The TATFLL floodlight is a versatile unit with multiple mounting options that satisfy many of your lighting applications. The TATFLL can be adjusted to almost any position to direct the light where needed.



LINE DRAWING



CONSTRUCTION

Housing

Die cast aluminum housing, with a finned heat sink designed to dissipate heat efficiently.

Finish

Durable bronze powder coat paint.

Thermal Management

Raised stand-offs provide even heat dissipation; requires no additional heat sinking

Ambient Temperature

-35°C (-31°F) -50°C (122°F)

PHYSICAL SPECIFICATIONS

Color

Bronze

Lens Type

Clear Pattern

Lens Material

Polycarbonate Lens

MODEL :		TYPE
PROJECT :		
PREPARED BY :	DATE :	

ELECTRICAL SPECIFICATIONS

Input Voltage
100-277VAC

Efficacy
96 LM/W

Color Temp
5000K

Frequency
50/60Hz

CRI
> 80

LED Lifespan
50,000 HRS

Input Current
0.18A MAX

Beam Angle
100.6°

Operating Temp
-20°C- +40°C

Input Wattage
15W

Output Voltage
40-60V DC

Grounding Resistance
<=0.5Ω, 0K

Power Factor
>0.90

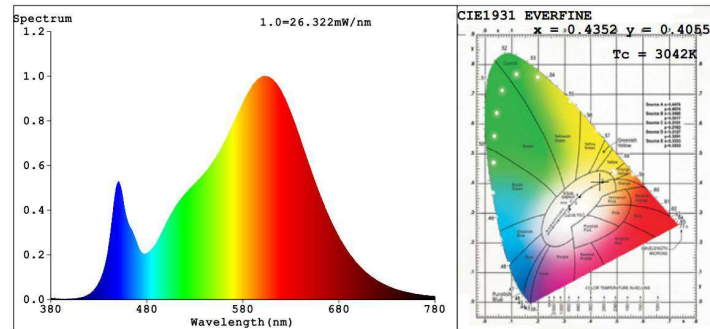
Output Current
0.25A

Driver Efficiency
88%

Lumens
1700 LUMENS

PERFORMANCE SPECIFICATIONS*

SPECTRAL POWER DISTRIBUTION & CHROMATICITY DIAGRAM



LUMENS PER ZONE

ZONE	LUMEN	TOTAL %	ZONE	LUMENS	TOTAL %
0-10	54.5	3.7%	90-100	0.0	0%
10-20	162.0	11.0%	100-110	0	0%
20-30	253.4	17.3%	110-120	0.0	0%
30-40	301.2	20.5%	120-130	0.0	0%
40-50	288.1	19.6%	130-140	0.0	0%
50-60	225.7	15.4%	140-150	0.0	0%
60-70	126.7	8.6%	150-160	0.0	0%
70-80	47.3	3.2%	160-170	0.0	0%
80-90	8.7	0.6%	170-180	0.0	0%

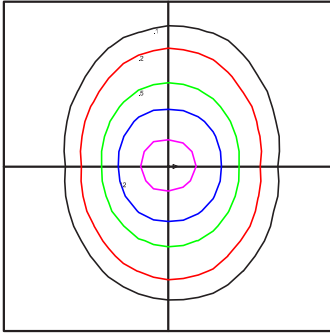
ZONAL LUMEN SUMMARY

ZONE	LUMEN	LAMP %	LUMINAIRE %
0-30	469.9	32%	32%
0-40	771.1	52.5%	52.5%
0-60	1,284.9	87.5%	87.5%
60-90	182.7	12.4%	12.4%
70-100	56.0	3.8%	3.8%
90-120	0.0	0%	0%
0-90	1,467.6	100%	100%
90-180	0.1	0%	0%
0-180	1,467.6	100%	100%

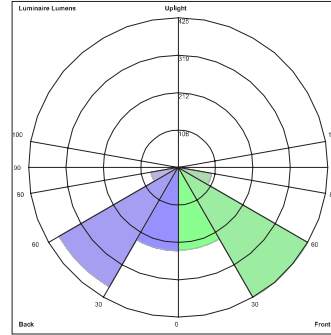
*APPLICATION AND PERFORMANCE SPECIFICATION INFORMATION IS SUBJECT TO CHANGE WITHOUT NOTIFICATION

MODEL :	TYPE
PROJECT :	
PREPARED BY :	DATE :

PHOTOMETRIC ISOLINES



TAMLITE LIGHTING AMENITY
TATFLL5015BZ
 Horizontal Footcandles
 Scale: 1 Inch = 10 Ft.
 Light Loss Factor = 1.00
 Lumens Per Lamp = 1467.8
 Total Lamp Lumens = 1467.8
 Mounting Height = 15.00 Ft
 Maximum Calculated Value = 2.52 Fc
 Arrangement: Single



LUMINAIRE LUMENS:
TATFLL5015BZ
 Front: Low=234.0, Medium=425.0, High=96.3, Very High=5.5
 Back: Low=235.9, Medium=390.2, High=77.7, Very High=3.1
 Uplight: Low=0.0, High=0.0
 Bug Rating: B1-U1-G0

CERTIFICATIONS/WARRANTY

Listing

UL Listed

Location Rating:

Suitable for wet locations

Warranty

Guaranteed for five years from the purchase date of the product, against mechanical defects in manufacturing.

DLC Listing

This product is on the Design Lights Consortium (DLC) Qualified Products List and is eligible for rebates from DLC Member Utilities.**

Qualifications

IP65 Rated

ORDERING INFORMATION

Sample Part Number: TATFLL5015BZ

Carton Dimensions: (YOKE) 5.9" X 6.3" X 1.9"
 (KNUCKLE) 5.5" X 6.2" X 1.9"

Case Dimensions: (YOKE) 18.3" X 6.6" X 14.3"
 (KNUCKLE) 17.1" X 6.6" X 13.1"

Case Quantity: 18 PCS

TATFLL		15		
SERIES	COLOR TEMP	LAMP WATTAGE	FINISH	MOUNTING
TATFLL	[30] : 3000K	[15] : 15 WATTS	[BZ] : BRONZE	[BLANK] : YOKE MOUNT***
	[50] : 5000K		[WH] : WHITE	[K] : 1/2" KNUCKLE MOUNT

NOTES

*Performance specifications based off 5000K version.

**Not all product variations meet Design Light Consortium Qualifications. Please verify that the product is listed on the DLC products lists at www.designlightconsortium.org/QPL

***Only available on 5000K version

APPLICATION AND PERFORMANCE SPECIFICATION INFORMATION IS SUBJECT TO CHANGE WITHOUT NOTIFICATION