

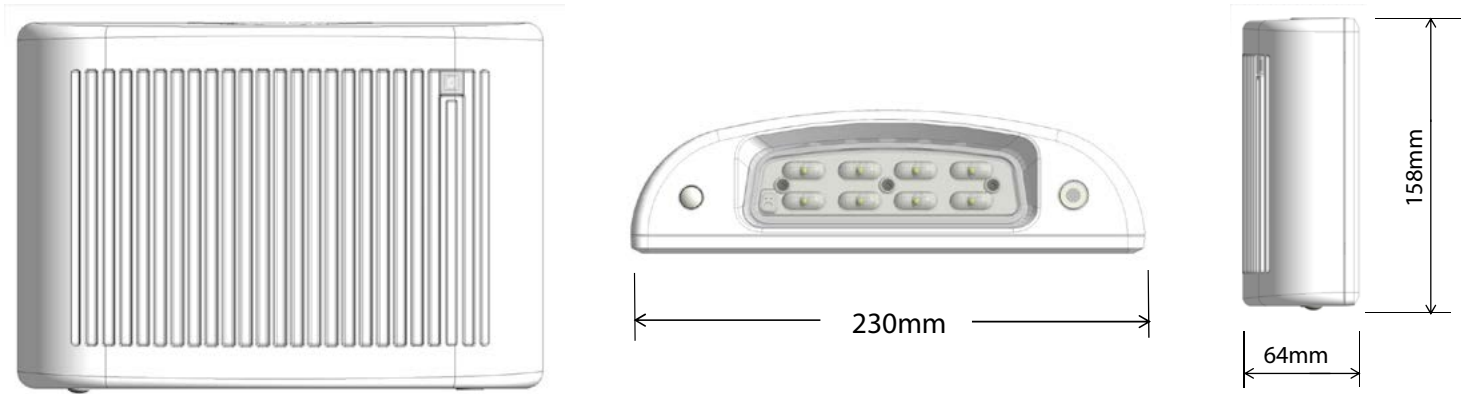
CONTRACTOR	
PROJECT	DATE
PREPARED BY	MODEL : ESLWP

## SERIES SPECIFICATIONS

The ESLWP is a slim LED wall pack with emergency lighting. With its long lamp life and attractive modern profile it will compliment any building's decor.



## LINE DRAWING



## CONSTRUCTION

Housing  
Die-Cast

Sensor  
Photo sensor for AC mode

LED Quantity  
8 Pcs

Transfer switch  
Internal solid-state transfer switch automatically connects the internal battery to LEDs

## BATTERY SPECIFICATIONS

Battery Type  
7.2V Rechargeable Ni-Cad

Emergency Illumination  
Minimum 90 Minutes

Battery Recharge Time  
24 Hours

Low Voltage Disconnect  
Prevents battery from deep discharge

LED Indicator  
Charge rate/power "ON" and push to test switch

Battery Discharge Time  
1.5 Hours

CONTRACTOR	
PROJECT	DATE
PREPARED BY	MODEL : ESLWP

### ELECTRICAL SPECIFICATIONS CONT.

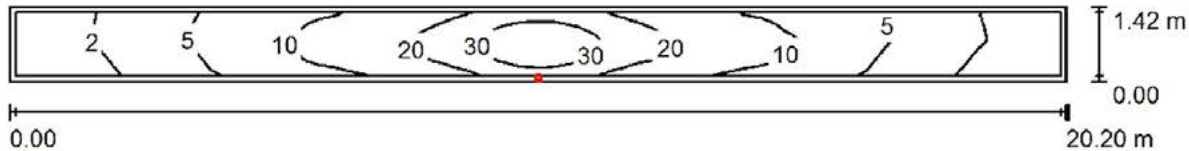
LEDS per Head 1W (8 LEDs x 0.125W)	Operating Voltage 120/277	Lumens 1600 lumens AC 600 lumens Emergency
Ambient Temp -40°C ~ +50°C General 0°C ~ 40°C Battery backup	Input Watts 15W	Frequency 60Hz

### MOUNTING SPECIFICATIONS

Backplate Snaps into place making internal electrical connections	Surface Mount Backplate fits most standard junction boxes.	Conduit Mount Mounts using knockouts on the backplate or on top of housing
--	--	---

Suitable for wall or ceiling mount

### PHOTOMETRIC SPECIFICATIONS EMERGENCY MODE

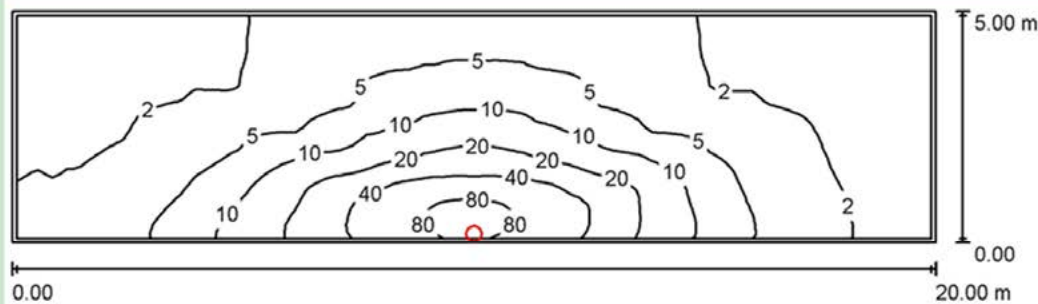


Height of Room: 3.657 m, Mounting Height: 2.743 m, Light loss factor: 0.85

Values in Lux, Scale 1:145

Surface	$\rho$ [%]	$E_{av}$ [lx]	$E_{min}$ [lx]	$E_{max}$ [lx]	u0
Workplane	/	12	1.15	37	0.100
Floor	20	11	1.05	37	0.095
Ceiling	70	2.03	0.26	13	0.128
Walls (4)	50	3.43	0.20	2596	/

### PHOTOMETRIC SPECIFICATIONS AC MODE



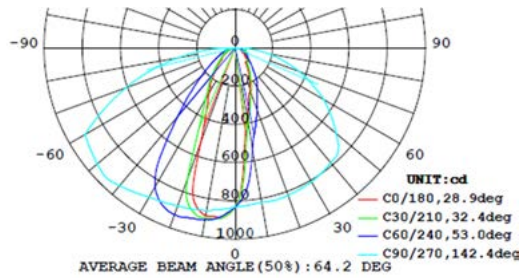
Height of Room: 3.000 m, Mounting Height: 2.989 m, Light loss factor: 0.85

Surface	$\rho$ [%]	$E_{av}$ [lx]	$E_{min}$ [lx]
Workplane	/	9.81	0.85
Floor	20	9.82	0.84
Ceiling	70	2.29	0.47

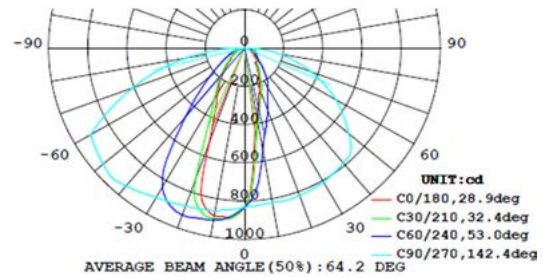
CONTRACTOR	
PROJECT	DATE
PREPARED BY	MODEL : ESLWP

### PHOTOMETRIC SPECIFICATIONS (CONT..)

#### Emergency Mode



#### AC Mode



### CERTIFICATIONS/WARRANTY

Listing  
 UL Listed

IP Rating  
 IP65

Location Rating:  
 Suitable for wet locations

#### Warranty

Guaranteed for five years from the purchase date of the product, against mechanical defects in manufacturing.  
 Batteries are pro-rated for two years.

### ORDERING INFORMATION

Part Number: ESLWP

Carton Dimensions: 11.5x8x4IN  
 29.21x20.32x10.16CM

ESLWP	B	EM
SERIES	HOUSING COLOR	EMERGENCY
ESLWP	[W] : White	[EM] : Emergency Battery
	[BR] : Bronze	