



CONTRACTOR:	
PROJECT:	DATE:
PREPARED BY:	MODEL#:

DESCRIPTION



IBLEDT Series

The IBLEDT series I-Beam LED high bays are ideal for manufacturing, warehousing, commercial and industrial facility lighting applications. The superior design makes it a sturdy, user friendly and easy to install high bay. The LEDT Series offered by Tamlite Lighting is a series of commercial grade high bay fixtures designed and UL listed to work with LED tubes. They have been converted to allow with 4ft 18 Watt Direct Bypass LED Tubes. The LEDT Series is designed to reduce contractor installation time by adding the tubes at the factory while still keeping the UL Listing of the fixture.



CONSTRUCTION/WARRANTY

Intended Use

Applications include large indoor spaces with mounting heights ranging from 10' - 75'. Luminaire shall be suspended a minimum 18" from ceiling.

Housing

The body is constructed of 24 gauge, USA made commercial grade steel with a hot dipped galvanized finish (6 mgs on both sides).

Lamp Bars

24 gauge, hot dipped galvanized steel.

Paint

Paint after fabrication of the galvanized body also means that this fixture is highly resistant to rust over its lifetime.

Rockwell Hardness Rating

RB 40 to 65

Installation

Suitable for suspension by chain, cable, surface-mounting bracket, V-hook or single (pendant) point.

Listings

UL listed to US and Canadian safety standards. Damp location listed. Suitable for use in an indoor conditioned space.

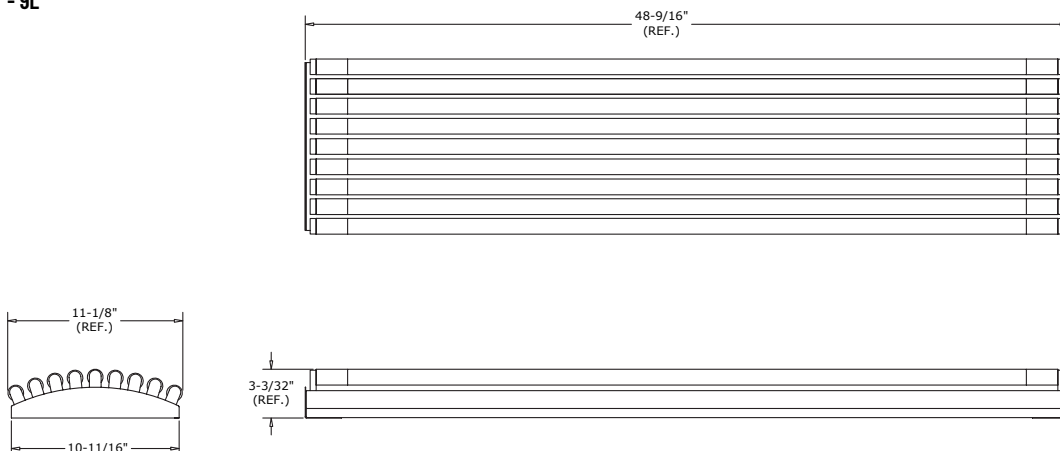
Warranty

Guaranteed for five years from the purchase date of the product, against mechanical defects in manufacturing.

NOTE: Actual performance may differ as a result of end-user environment and application. All values are design or typical values, measured under laboratory conditions at 25 °C. Specifications subject to change without notice

LINE DRAWINGS

IBLED 'T'- 9L




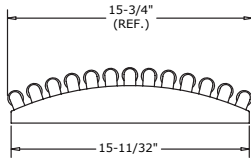

APPLICATION AND PERFORMANCE SPECIFICATION IS SUBJECT TO CHANGE WITHOUT NOTIFICATION



CONTRACTOR:	
PROJECT:	DATE:
PREPARED BY:	MODEL#:

LINE DRAWINGS

IBLED 'T'- 13L



ORDERING INFORMATION

Example: IBLEDT4-18D9L840

SERIES	DIMENSIONS	LAMP WATTAGE	LAMP QTY	LAMPS INCLUDED	CRI	COLOR TEMP	OPTIONS
IBLEDT	[4] : 4'	[-18] : 18W Lamps	[D9] : 9 Lamps [D13] : 13 Lamps	[BLANK] : No Lamps [L] : Lamps Included	[8] : 82 CRI	[35] : 3500K [40] : 4000K [50] : 5000K	[OS] : Occupancy sensor [WC6-515] : Cord-6'SJ-515 Plug** [W6-3] : Flex Whip-6' 3 Wire**

**More options available contact factory.



CONTRACTOR:	
PROJECT:	DATE:
PREPARED BY:	MODEL#:

LAMP SPECIFICATIONS

Starting Method	Instant
Input Voltage	50/60Hz
Power Factor @ Full Load	>0.9
Lamp Style	Linear T8
Socket Type	G13 Bi-pin
Operating Temp	-20°C ~ 45°C (-4°F ~ 113°F)
CRI	82
Lamp Shape	Linear
Lamp Operating Current	65-155mA (Per Lamp)
Driver Type	Internal
Storage Temp	-40°C ~ 85°C (-40°F ~ 185°F)
Lamp Wattage	18W (Per Lamp)
Efficacy	122 lm/W (Per Lamp)
Lamp Lumens	2200 lm (Per Lamp)
Number of LEDs	80 (Per Lamp)

ACCESSORIES

Sold Separately

Aircraft Cable Hangers	10 FT	TAMGRIP-10FT-KIT (0553-3296)	
	30 FT	HB-2PK-30FT (0539-1045)	
High Bay V-Hangers Single point suspension that allows two points to be suspended. Two legs improve center of gravity and increases stability. Ideal for services that require maintenance.	N/A	HB-4L-VHANGER (0392-3559)	
	N/A	HB-6L-VHANGER (0322-9989)	
Pendant Mount Splice Box Single point hanging box splice box with 3/4" NPT mount with up to 1-1/2" off center balance adjustment. Dimensions: 2-3/16" x 4-1/2" x 4-1/2"	PD-SPLICEBOX (0296-0937)		

APPLICATION AND PERFORMANCE SPECIFICATION IS SUBJECT TO CHANGE WITHOUT NOTIFICATION