


MODEL :		TYPE
PROJECT :		
PREPARED BY :	DATE :	

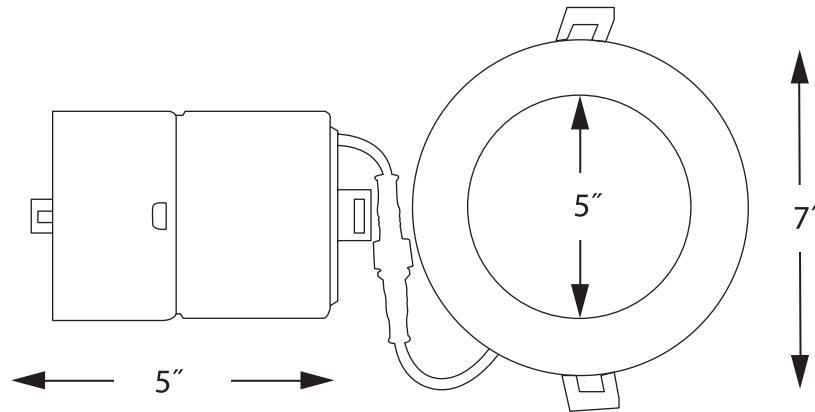
SERIES SPECIFICATIONS

LY6 SERIES

The new slim recessed LED from TamLite Lighting featuring an extra-low profile and detached junction box for easy installation during remodels and new construction projects.



LINE DRAWING



CONSTRUCTION

Housing Material

Aluminum

Lens Material

Polycarbonate

Mounting Style

Spring Clips

Cutout

156mm

ELECTRICAL SPECIFICATIONS (Cont.)

Input Voltage

120VAC

Input Wattage

14W

Power Factor

> 0.95

CRI

> 80

Efficacy

72LM/W

Lumens

1000+Lm

Frequency

60Hz

Color Temp

3000K, 4000K

Dimming

20-100%

APPLICATION AND PERFORMANCE SPECIFICATION INFORMATION IS SUBJECT TO CHANGE WITHOUT NOTIFICATION

MODEL :	TYPE
PROJECT :	
PREPARED BY :	DATE :

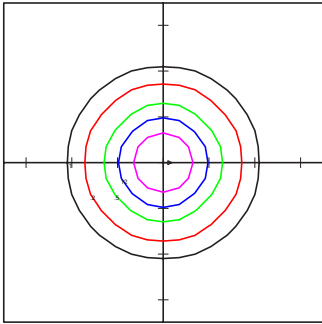
ELECTRICAL SPECIFICATIONS (Cont.)

Min. Starting Temp
-40°C

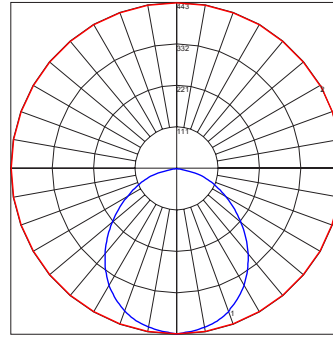
Reported L70 Lifespan 85°C
> 36,000 Hrs.

Max. Temp
40°C

PHOTOMETRIC ISOLINES



TAMLITE LIGHTING DELUCE
LY61430K/ICWR-SN
Horizontal Footcandles
Scale: Hash = 10 Ft.
Light Loss Factor = 1.00
Lumens Per Lamp = 1119.9
Total Lamp Lumens = 1119.9
Mounting Height = 10 Ft
Maximum Calculated Value = 4.43 Fc
Arrangement: Single



Polar Graph
Maximum Candela = 442.635
Located at Horizontal Angle = 0
Vertical Angle = 0
Vertical Plane Through Horizontal Angles
(0 - 180)
Horizontal Cone Through Vertical Angle
(0)

CERTIFICATIONS/WARRANTY

Listing
UL Listed

IC Rating
IC Rated

Location Rating:
Suitable for wet locations

IP Rating
IP44 (when installed)

Warranty
Guaranteed three years from the purchase date of the product, against mechanical defects in manufacturing.

ORDERING INFORMATION

Sample Part Number: LY61430K/ICWR-WH

Carton Dimensions: 7.6x7.3x2.7IN

LY	6	14		/IC	
SERIES	SIZE	WATTAGE	COLOR TEMP	RATING	FINISH
LY	[6] : 6"	[14] : 14 Watts	[30] : 3000K	[/IC] : IC Rated	[WR-WH] : White
			[40] : 4000K		[WR-SN] : Satin

APPLICATION AND PERFORMANCE SPECIFICATION INFORMATION IS SUBJECT TO CHANGE WITHOUT NOTIFICATION