



CONTRACTOR:	
PROJECT:	DATE:
PREPARED BY:	MODEL#:

**DESCRIPTION**



**CLY-5CS-ECO Series**

The CLY-5CS-ECO Series IC rated recessed LED wafer light features a remote driver allowing the fixture to minimize vertical height without the need for additional housings.



**CONSTRUCTION**

**Construction**

Remote mounted steel driver box and Thermoplastic Trim with Aluminum back plate.

**Optics**

Opaque Acrylic Lens provides diffusion while sacrificing minimal lumen output

**Dimming**

10-100% Triac Dimming

**Input Voltage**

120 VAC

**Installation**

Spring loaded clips on the LED array allow for quick installation. Mounting Holes on the remote mounted driver allow for the unit to be secured to joists.

**Listings**

ETL listed to US and Canadian safety standards. For use in ambient operating temperatures ranging from -22°F to 104°F.

**Warranty**

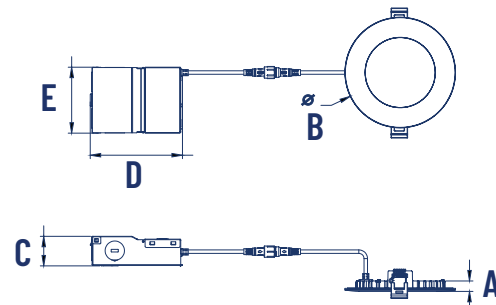
5-year limited warranty.

IMPORTANT: In order to maintain proper operation and warranty coverage for units with Emergency backup, the battery must be recharged once per year prior to installation.

NOTE: Actual performance may differ as a result of end-user environment and application. All values are design or typical values, measured under laboratory conditions at 25 °C. Specifications subject to change without notice.

**LINE DRAWING**

	CLY4	CLY6	CLY4B	CLY6B
<b>WAFER DIMENSIONS</b>				
A	0.5"		0.625"	
B	5"	7"	5.125"	7.125"
<b>DRIVER DIMENSIONS</b>				
C	1.375"			
D	4.125"			
E	3"			
<b>CEILING OPENING:</b>	4-1/4"	6-1/2"	4-1/4"	6-1/2"



APPLICATION AND PERFORMANCE SPECIFICATION IS SUBJECT TO CHANGE WITHOUT NOTIFICATION



CONTRACTOR:	
PROJECT:	DATE:
PREPARED BY:	MODEL#:

## ORDERING INFORMATION

EXAMPLE: CLY4-5CS-WH-ECO

SERIES	SIZE	TRIM	COLOR TEMPERATURE	TRIM COLOR	OPTIONS
CLY	[ 4 ] : 4" [ 6 ] : 6"	[ Blank ] : Flat Wafer Trim [ B ] : Baffled Reflector	[ -5CS ] : 2700/3000/4000/5000K Color Select	[ -WH ] : White Color Trim	[ -ECO ] : 120V Driver

## PERFORMANCE SPECIFICATIONS

SERIES	LUMENS @ 3000K	LPW	WATTAGE	CRI
CLY4	700	70	10	90
CLY6	1000	77	13.5	90

## ACCESSORIES

\*Accessories sold separately

### ROUGH IN PLATES

#### ROUGH-HB

0642-8091

ALL-IN-ONE 3",4",6"  
ROUGH IN PLATE  
w/HANGER BARS



#### ROUGH4-NP

0650-0991

MF-NON PAINTED ROUGH  
PLATE FOR LY4 /CLY4



#### ROUGH6-NP

0454-6509

MF-NON PAINTED ROUGH  
PLATES FOR LY6/CLY6



#### ROUGH4-5-6-NP

0650-1003

MF-NON PAINTED  
4/5/6 ROUGH PLATES



#### CLY-CCTA-EXT-20

0542-2791

20FT EXTENSION  
CORD FOR CLY-5CS



#### CUSTOM GOOF RINGS

Contact Factory with inner  
and outer dimensions for  
more information.



APPLICATION AND PERFORMANCE SPECIFICATION IS SUBJECT TO CHANGE WITHOUT NOTIFICATION



CONTRACTOR:	
PROJECT:	DATE:
PREPARED BY:	MODEL#:

**ACCESSORIES**

\*Accessories sold separately

**TRIMS**



**CLY4B-TR-BK-ECO**  
**0687-9051**  
4" BAF TRIM FOR  
CLY4B-ECO - BLACK



**CLY4B-TR-MO-ECO**  
**0687-9048**  
4" BAF TRIM FOR  
CLY4B-ECO - MOCHA



**CLY4-TR-BK-ECO**  
**0687-9042**  
4" WFR TRIM FOR  
CLY4-ECO/RF4W - BLACK



**CLY4-TR-MO-ECO**  
**0687-9039**  
4" WFR TRIM FOR  
CLY4-ECO/RF4W - MOCHA



**CLY6B-TR-BK-ECO**  
**0687-9033**  
6" BAF TRIM FOR  
CLY6B - BLACK



**CLY6B-TR-MO-ECO**  
**0687-9030**  
6" BAF TRIM FOR  
CLY6B - MOCHA



**CLY6-TR-BK-ECO**  
**0687-9024**  
6" WFR TRIM FOR  
CLY6-ECO/RF6W - BLACK




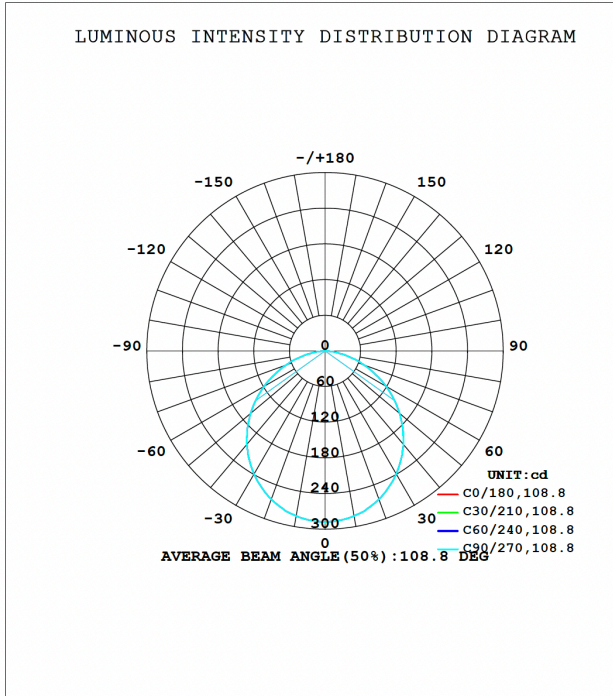
**CLY6-TR-MO-ECO**  
**0687-9021**  
6" WFR TRIM FOR  
CLY6-ECO/RF6W - MOCHA




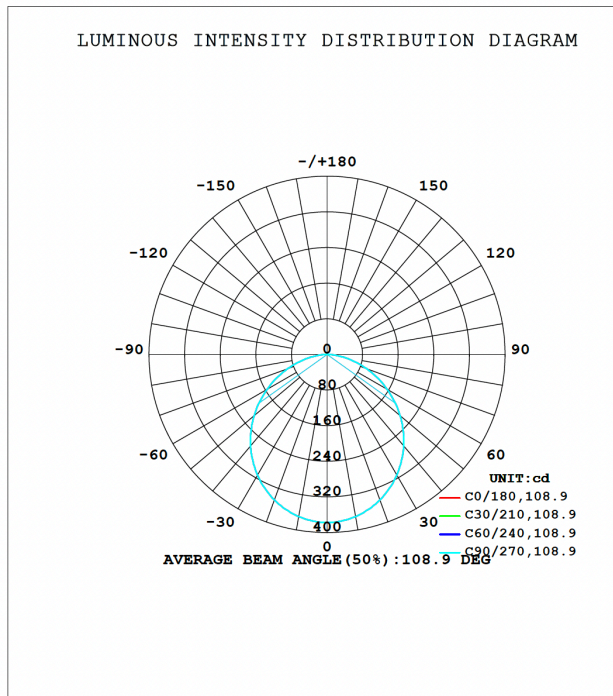
CONTRACTOR:	
PROJECT:	DATE:
PREPARED BY:	MODEL#:

**PHOTOMETRICS**

CLY4 @3000K



CLY6 @3000K




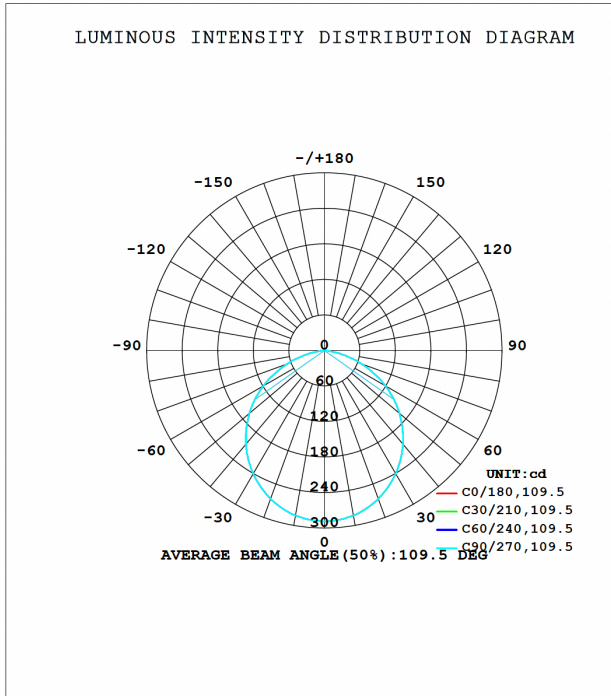
APPLICATION AND PERFORMANCE SPECIFICATION IS SUBJECT TO CHANGE WITHOUT NOTIFICATION



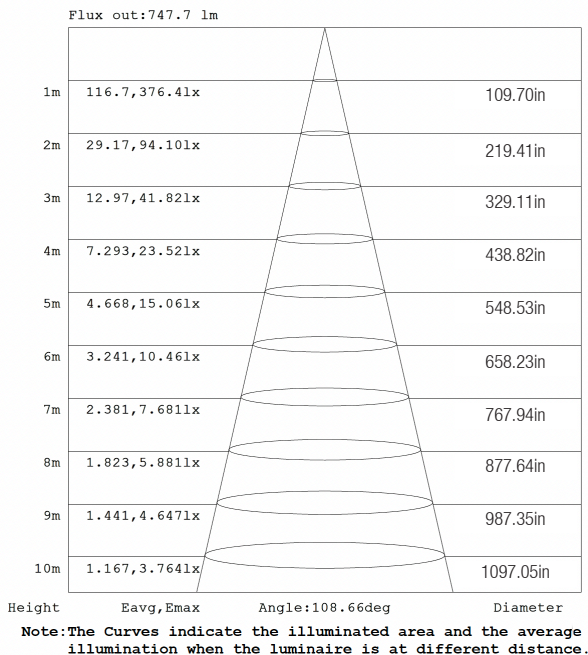
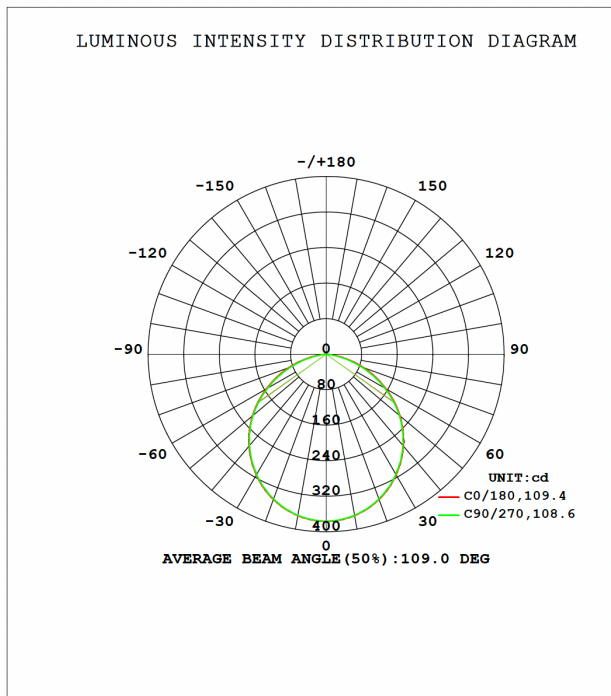
CONTRACTOR:	
PROJECT:	DATE:
PREPARED BY:	MODEL#:

**PHOTOMETRICS**

CLY4B @3000K



CLY6B @3000K



APPLICATION AND PERFORMANCE SPECIFICATION IS SUBJECT TO CHANGE WITHOUT NOTIFICATION



CONTRACTOR:	
PROJECT:	DATE:
PREPARED BY:	MODEL#:

**COMPATIBLE DIMMER LIST**

NO	BRAND	DIMMER ITEM NO
1	<b>LUTRON</b>	MACL-153M-WH
2		DVCL-153P-WH
3		NLV-600
4		NTLV-600
5		N-600
6		NTELV-600
7		SCL-153P-WH
8		STCL-153M-WH
9		CTCL-153P
14	<b>LEVITON</b>	IPL06-10Z

APPLICATION AND PERFORMANCE SPECIFICATION IS SUBJECT TO CHANGE WITHOUT NOTIFICATION