



CONTRACTOR:	
PROJECT:	DATE:
PREPARED BY:	MODEL#:

DESCRIPTION



CLY-5CS-FR Series

The CLY-5CS-FR Series Fire Rated recessed LED wafer down light fixture features a remote driver allowing the fixture to minimize vertical height without the for additional housings. The steel construction is designed to conform to UL263, ASTM E119, and CAN ULC S101, the extended clips allow for installation into thicker fire rated plenum.



CONSTRUCTION

Construction

Remote mounted steel driver box and steel trim/housing with extended 1.08" tall clips designed for use in thicker fire rated plenum.

Optics

Opaque Acrylic Lens provides diffusion while sacrificing minimal lumen output

Dimming

10-100% Triac Dimming

Input Voltage

120 VAC

Installation

Spring loaded clips on the LED array allow for quick installation. Mounting Holes on the remote mounted driver allow for the unit to be secured to joists. Push-in wire connectors included.

Listings

ETL listed to US and Canadian safety standards. For use in ambient operating temperatures ranging from -22°F to 104°F. Conforms to UL263, ASTM E119, and CAN ULC S101 JA8-2022 Title 24 Compliant

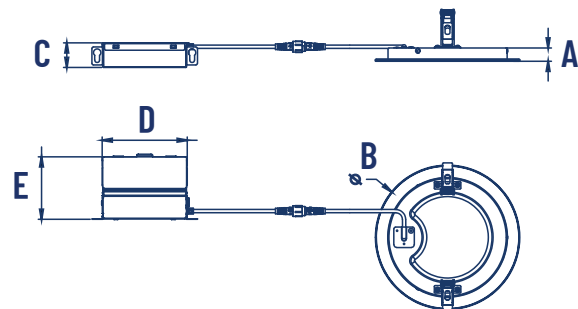
Warranty

5-year limited warranty.

NOTE: Actual performance may differ as a result of end-user environment and application. All values are design or typical values, measured under laboratory conditions at 25 °C. Specifications subject to change without notice.

LINE DRAWING

	CLY4	CLY6
WAFER DIMENSIONS		
A	0.625" (2.425" with clips)	
B	5"	6.875"
DRIVER DIMENSIONS		
C	1.125"	
D	4.125"	
E	3"	
CEILING OPENING:	3-7/8"	5-7/8"



APPLICATION AND PERFORMANCE SPECIFICATION IS SUBJECT TO CHANGE WITHOUT NOTIFICATION



CONTRACTOR:	
PROJECT:	DATE:
PREPARED BY:	MODEL#:

ORDERING INFORMATION

EXAMPLE: CLY4-5CS-WH-FR

SERIES	SIZE	COLOR TEMPERATURE	TRIM COLOR	OPTIONS
CLY	[4] : 4" [6] : 6"	[-5CS] : 2700/3000/3500/4000/5000K Color Select	[-WH] : White Color Trim	[-FR] : Fire Rated

PERFORMANCE SPECIFICATIONS

SERIES	COLOR TEMP	LUMENS	LPW	WATTAGE	CRI
CLY4-5CS-WH-FR	2700	660	66	10	90
	3000	700	70		
	3500	740	74		
	4000	740	74		
	5000	680	68		
CLY6-5CS-WH-FR	2700	1000	74	13.5	
	3000	1000	74		
	3500	1100	81		
	4000	1100	81		
	5000	1000	74		

ACCESSORIES

*Accessories sold separately

ROUGH IN PLATES

ROUGH-HB

0642-8091

ALL-IN-ONE 3",4",6"
ROUGH IN PLATE
w/HANGER BARS



ROUGH4-NP

0650-0991

MF-NON PAINTED ROUGH
PLATE FOR LY4 /CLY4



ROUGH6-NP

0454-6509


MF-NON PAINTED ROUGH
PLATES FOR LY6/CLY6



ROUGH4-5-6-NP

0650-1003

MF-NON PAINTED
4/5/6 ROUGH PLATES



CUSTOM GOOF RINGS

Contact Factory with inner
and outer dimensions for
more information.



APPLICATION AND PERFORMANCE SPECIFICATION IS SUBJECT TO CHANGE WITHOUT NOTIFICATION

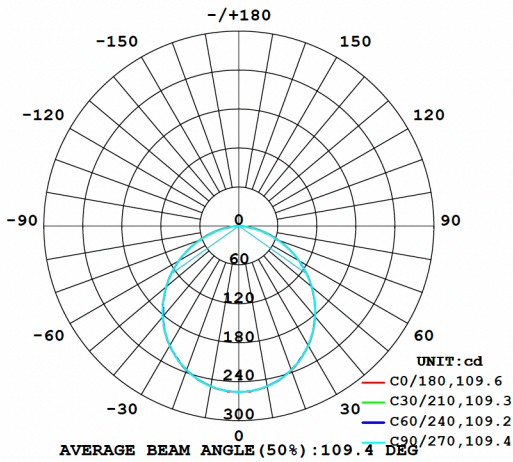


CONTRACTOR:	
PROJECT:	DATE:
PREPARED BY:	MODEL#:

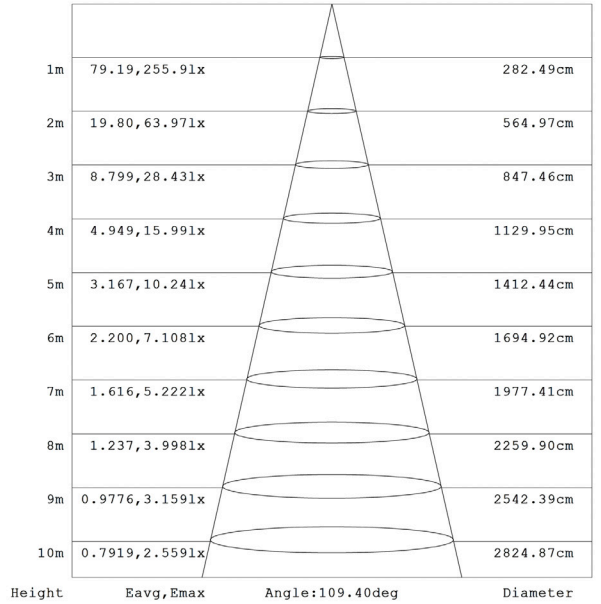
PHOTOMETRICS

CLY4-FR @3000K

LUMINOUS INTENSITY DISTRIBUTION DIAGRAM



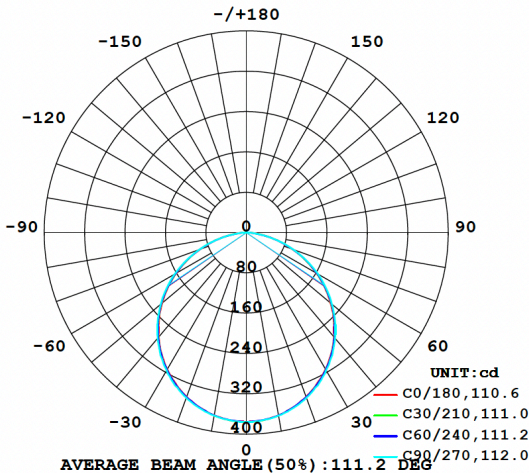
Flux out:507.4 lm



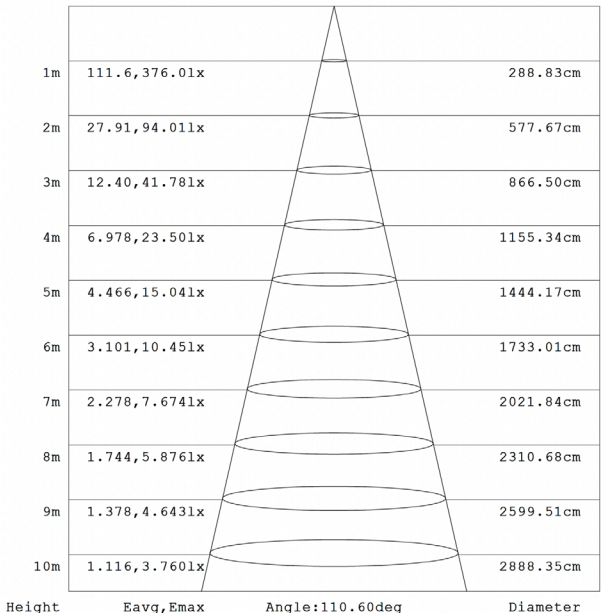
Note: The Curves indicate the illuminated area and the average illumination when the luminaire is at different distance.

CLY6-FR @3000K

LUMINOUS INTENSITY DISTRIBUTION DIAGRAM



Flux out:770.9 lm



Note: The Curves indicate the illuminated area and the average illumination when the luminaire is at different distance.



CONTRACTOR:	
PROJECT:	DATE:
PREPARED BY:	MODEL#:

COMPATIBLE DIMMER LIST

NO	BRAND	DIMMER ITEM NO
1	LUTRON	MACL-153M-WH
2		DVCL-153P-WH
3		NLV-600
4		NTLV-600
5		N-600
6		NTELV-600
7		SCL-153P-WH
8		STCL-153M-WH
9		CTCL-153P
14	LEVITON	IPL06-10Z

APPLICATION AND PERFORMANCE SPECIFICATION IS SUBJECT TO CHANGE WITHOUT NOTIFICATION