



CONTRACTOR:	
PROJECT:	DATE:
PREPARED BY:	MODEL#: CTNLED

SERIES SPECIFICATIONS



CTNLED Series

The CTNLED series of LED fixtures are suitable for wet environments with an IP67 rating. They can be used in many locations that need a more capable or robust design such as food processing facilities, car-washes or where high pressure wash down is required.



FEATURES & SPECIFICATIONS

Intended Use

The CTNLED Series of LED fixtures boasts an IP67 rating, making it suitable for wash down environment. The fixture is rated for an ambient temperature of -40°C to 50°C, making this robust fixture suited for locations such as food processing facilities, car-washes, and industrial freezers.

Construction

One piece molded reinforced fiberglass housing for strength and durability while allowing for safe, easy installation. The fixture comes with a poured in place continuous sealing gasket.

Optics

Injection molded ribbed acrylic high impact lens helps to diffuse the LED source pixilation, without compromising light output. Opaque lens is optional consult factory.

Electrical

Long-life LEDs PCB mounted, coupled with high-efficiency drivers, provide extended service life. The CTNLED4 delivers up to 124 lumens per watt. Driver disconnect is provided where required to comply with U.S. and Canadian codes. Thermally protected driver standard.

Dimming

LED drivers deliver dimming from a 0-10V control signal.

Installation

Drivers and internal components are accessible from the floor in standard products. LED boards include plug-in connectors for future upgrades. Not intended for continuous row mounting. Removable end plug for installation of 1/2" conduit for end to end connection. This fixture may be surface mounted on surfaces such as ceilings and walls. Mounting brackets included.

Listings

UL listed to US and Canadian safety standards. Wet location listed. Fixtures are IP67 rated: protected from dust ingress and liquid immersion between 15 centimeters and 1 meter in depth. Fixtures are Assembled in America. NSF certified for Splash Zone and Non-Food Zone. DesignLights Consortium® (DLC) qualified product. Not all versions of this product may be DLC qualified. Please check the DLC Qualified Products List at www.designlights.org/QPL to confirm which versions are qualified.

Warranty

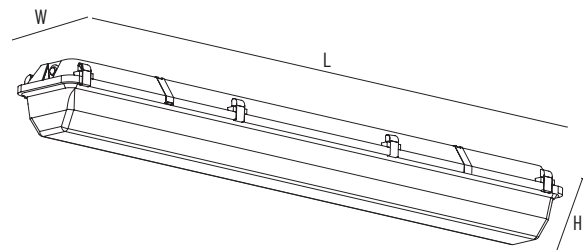
5-year limited warranty.

IMPORTANT: In order to maintain proper operation and warranty coverage for units with Emergency back up, the battery must be recharged once per year prior to installation.

NOTE: Actual performance may differ as a result of end-user environment and application. All values are design or typical values, measured under laboratory conditions at 25 °C. Specifications subject to change without notice.

LINE DRAWING

DIMENSIONS	L	W	H
2FT	27.75"	6.75"	4.25"
4FT	51.875"	6.75"	4.25"
8FT	100.125"	6.75"	4.25"



APPLICATION AND PERFORMANCE SPECIFICATION IS SUBJECT TO CHANGE WITHOUT NOTIFICATION



CONTRACTOR:	
PROJECT:	DATE:
PREPARED BY:	MODEL#: CTNLED

ORDERING INFORMATION

EXAMPLE: CTNLED4-80D1LCR1L850

SERIES	SIZE	LUMENS	VOLTAGE	# OF DRIVERS	LENS	CRI	COLOR TEMP	OPTIONS	
CTNLED	[2] : 2'	[-20] : 2000 LUMENS	[D] : 120-277VAC [E] : 277-480VAC		[LCR1] : Clear Ribbed Lens [FR] : Frosted Lens	[L8] : CRI±80	[35] : 3500K [40] : 4000K [50] : 5000K	[BLANK] : No option [OS] : Wash-down occupancy sensor [EM] : 10% Emergency back-up [SS] : Stainless Steel Clips	
		[-30] : 3000 LUMENS							
		[-40] : 4000 LUMENS							
		[-50] : 5000 LUMENS							
	[4] : 4'	[-40] : 4000 LUMENS		[1] : 1 Driver					
		[-50] : 5000 LUMENS							
		[-60] : 6000 LUMENS							
		[-70] : 7000 LUMENS							
		[-80] : 8000 LUMENS							
		[-90] : 9000 LUMENS							
		[-100] : 10000 LUMENS							
		[-125] : 12500 LUMENS							
	[8] : 8'	[-150] : 15000 LUMENS		[2] : 2 Driver					
		[-170] : 17000 LUMENS							
		[-40] : 4000 LUMENS							[1] : 1 Driver
		[-50] : 5000 LUMENS							
		[-60] : 6000 LUMENS							
		[-70] : 7000 LUMENS							
		[-80] : 8000 LUMENS							
		[-90] : 9000 LUMENS							
	[-100] : 10000 LUMENS								
	[-125] : 12500 LUMENS								
	[8] : 8'	[-150] : 15000 LUMENS		[2] : 2 Driver					
		[-170] : 17000 LUMENS							
[-200] : 20000 LUMENS									
[-250] : 25000 LUMENS									
[-250] : 25000 LUMENS		[3] : 3 Driver							

APPLICATION AND PERFORMANCE SPECIFICATION IS SUBJECT TO CHANGE WITHOUT NOTIFICATION



CONTRACTOR:		DATE:
PROJECT:		
PREPARED BY:	MODEL#: CTNLED	

PERFORMANCE SPECIFICATIONS

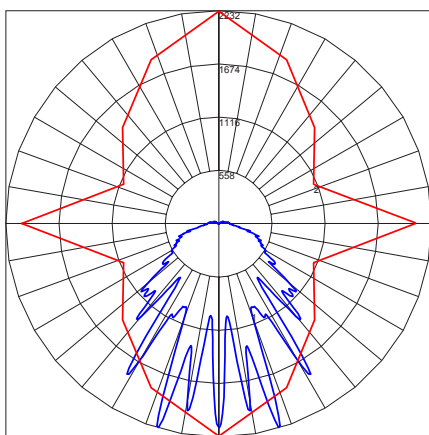
SERIES	LUMEN PACKAGE	LUMENS @ 4000K	LPW @ 4000K	LUMENS @ 5000K	LPW @ 5000K	MAX WATTAGE
CTNLED2-30D1	3000	3000	125	3000	125	24
CTNLED2-40D1	4000	4036	119	4044	119	34
CTNLED2-50D1	5000	4882	112	4884	112	43.6
CTNLED4-40D1	4000	4036	119	4044	119	34.35
CTNLED4-50D1	5000	4869	112	4882	112	44.06
CTNLED4-60D1	6000	5910	120	5875	119	49.95
CTNLED4-70D1	7000	6698	116	6645	114	58.59
CTNLED4-80D1	8000	8256	121	7894	115	69.34
CTNLED4-90D1	9000	9120	116	8719	110	79.66
CTNLED4-100D1	10000	10767	124	10588	122	87.72
CTNLED4-125D2	12500	13203	111	13032	109	120.9
CTNLED4-150D2	15000	14929	107	14601	105	141.3
CTNLED4-170D2	17000	16820	108	17135	110	158.3

PHOTOMETRIC REPORTS

POLAR GRAPH

IES ROAD REPORT
PHOTOMETRIC FILENAME : CTNLED4-40D1LCR1L840.IES

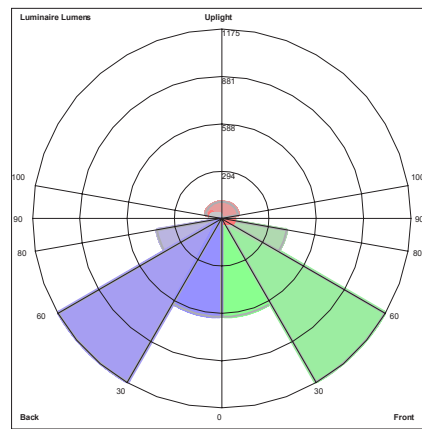
POLAR GRAPH



LUMINAIRE CLASSIFICATION GRAPH

IES ROAD REPORT
PHOTOMETRIC FILENAME : CTNLED4-40D1LCR1L840.IES

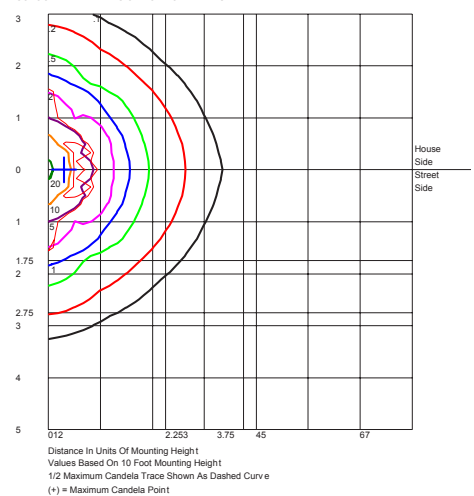
LUMINAIRE CLASSIFICATION SYSTEM (LCS) GRAPH



ISOCANDELA PLOT

IES ROAD REPORT
PHOTOMETRIC FILENAME : CTNLED4-40D1LCR1L840.IES

ISOFOOTCANDLE LINES OF HORIZONTAL ILLUMINANCE



APPLICATION AND PERFORMANCE SPECIFICATION IS SUBJECT TO CHANGE WITHOUT NOTIFICATION