



CONTRACTOR:

PROJECT:

PREPARED BY:

DATE:

MODEL#:

DESCRIPTION



CHRG SERIES

Electrify your flood application with the versatile field adjustable wattage/color selectable CHRG floods. With this knuckle/yoke flood going up to 80 watts as well as the option to field adjust wattage, color temp and a photocell you can charge into any job knowing you have what you need with the CHRG series.



FEATURES & SPECIFICATIONS

Housing

Die Cast Aluminum

Finish

Bronze powder coat

Optics

Clear Tempered Glass

Mounting

Knuckle mount or yoke mount

Dimming

0-10v

Operating Temperature

-30°C - 45°C

Listings

UL listed to US safety standards. Suitable for wet locations. DesignLights Consortium® (DLC) qualified product. Not all versions of this product may be DLC qualified. Please check the DLC Qualified Products List at www.designlights.org/QPL to confirm which versions are qualified.

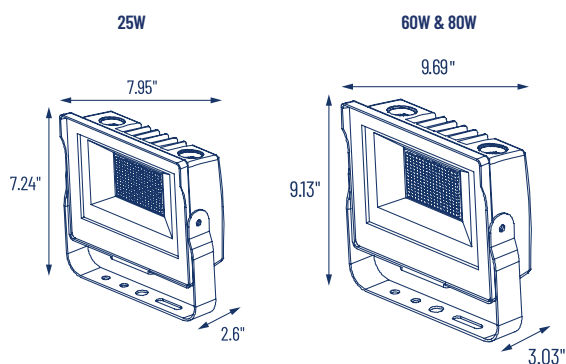
Warranty

5-year limited warranty.

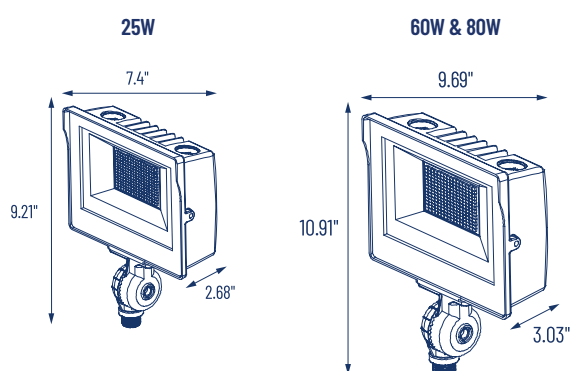
NOTE: Actual performance may differ as a result of end-user environment and application. All values are design or typical values, measured under laboratory conditions at 25 °C. Specifications subject to change without notice.

LINE DRAWINGS

Yoke mount



Knuckle mount



APPLICATION AND PERFORMANCE SPECIFICATION IS SUBJECT TO CHANGE WITHOUT NOTIFICATION



CONTRACTOR:	
PROJECT:	DATE:
PREPARED BY:	MODEL#:

LIGHTING SPECIFICATIONS

SERIES	3K		4K		5K		CRI
	LUMENS	LPW	LUMENS	LPW	LUMENS	LPW	
CHRG25 WSCSBZ	3375 LM	135 LPW	3625 LM	145 LPW	3500 LM	140 LPW	>80
CHRG25 WSCSBZK	3375 LM	135 LPW	3625 LM	145 LPW	3500 LM	140 LPW	>80
CHRG60 WSCSBZ	7800 LM	130 LPW	8700 LM	145 LPW	8400 LM	140 LPW	>80
CHRG60 WSCSBZK	7800 LM	130 LPW	8700 LM	145 LPW	8400 LM	140 LPW	>80
CHRG80 WSCSBZ	10400 LM	130 LPW	11600 LM	145 LPW	11200 LM	140 LPW	>80
CHRG80 WSCSBZK	10400 LM	130 LPW	11600 LM	145 LPW	11200 LM	140 LPW	>80

ELECTRICAL SPECIFICATIONS

SERIES	WATTAGE	VOLTAGE	CRI
CHRG	25W	120-277V	>80
	60W	120-277V	>80
	80W	120-277V	>80

ORDERING INFORMATION

Example: CHRG25WSCSBZ

SERIES	SIZE	WATTAGE	COLOR TEMP	BODY COLOR	MOUNTING
CHRG	[25]: 25w,15w,10w	[WS]: Wattage Selectable	[CS]: Color Selectable 3K/4K/5K	[BZ]: Bronze	[Blank]: Yoke
	[60]: 60w,50w,30w				[K]: Knuckle/Yoke
	[80]: 80w,60w,40w				

Mounting Options

Product	1/2" Knuckle	Yoke Mount
CHRG25	✓	✓
CHRG60	✓	✓
CHRG80	✓	✓




CONTRACTOR:	
PROJECT:	DATE:
PREPARED BY:	MODEL#:

FUNCTION ADJUSTMENT

Step 1: Open the metal plug and plastic plug counterclockwise with a screwdriver. (figure 1.3), then slide the switch up and down to adjust the power controller, CCT controller or photocell controller in your demand. (figure 1.4)

Step 2: After adjusting the required control function (figure 1.3), tighten the metal plug and the plastic plug clockwise (figure 1.4).

Figure 1.3



Power
Controller



Color Temperature
Controller



Color & Power
Controller

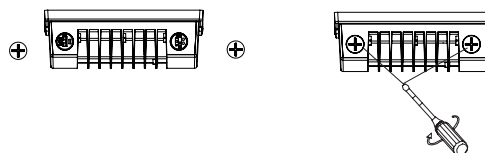


Photocell, Color Temp.
Integrated Controller



Photocell
Controller

Figure 1.4





CONTRACTOR:

PROJECT:

PREPARED BY:

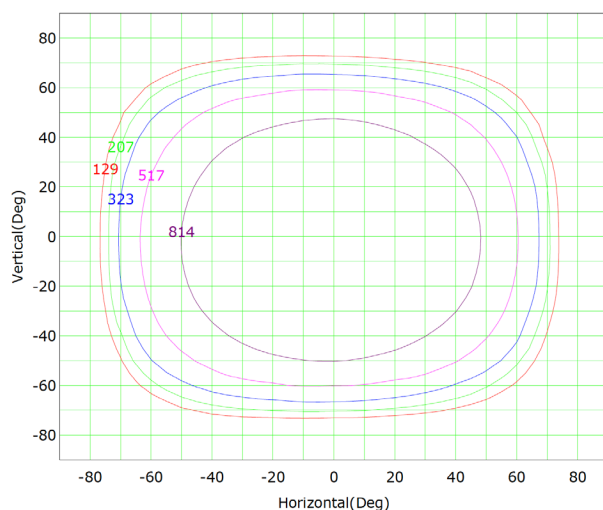
DATE:

MODEL#:

PHOTOMETRIC REPORTS

25W

Isocandela (rectangle)

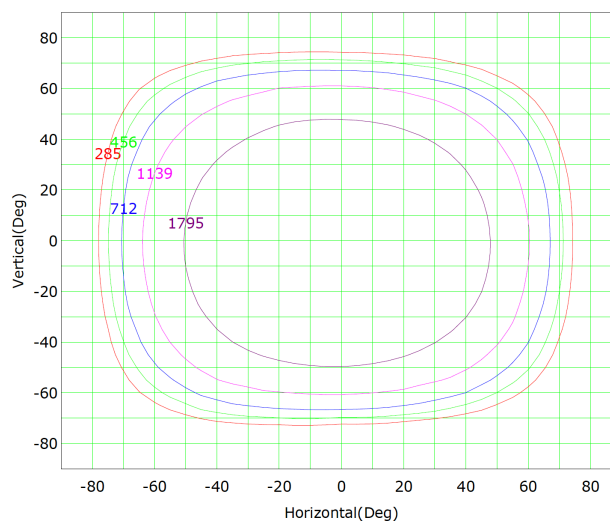


Imax (100%): 1292 cd

(10%): 129 cd (16%): 207 cd
 (25%): 323 cd (40%): 517 cd
 (63%): 814 cd (100%): 1292 cd

60W

Isocandela (rectangle)

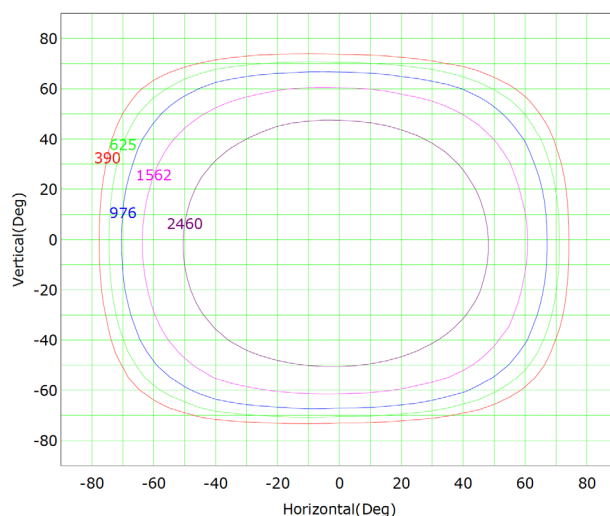


Imax (100%): 2848 cd

(10%): 285 cd (16%): 456 cd
 (25%): 712 cd (40%): 1139 cd
 (63%): 1795 cd (100%): 2848 cd

80W

Isocandela (rectangle)



Imax (100%): 3904 cd

(10%): 390 cd (16%): 625 cd
 (25%): 976 cd (40%): 1562 cd
 (63%): 2460 cd (100%): 3904 cd

APPLICATION AND PERFORMANCE SPECIFICATION IS SUBJECT TO CHANGE WITHOUT NOTIFICATION