



PROJECT:	
LOCATION:	
MODEL#:	TYPE:
CLIENT:	QTY:
PREPARED BY:	DATE:

## ESR-LED-WP

### SERIES SPECIFICATIONS

The ESR-LED-WP series is a stylish wet location unit that offers two LED adjustable Lamp heads: along with a contemporary design, with quick installation all in an economical package.



### LAMP SPECIFICATIONS

**Initial Lumen Output:** 118lm  
**Mean Lumen Output:** 118lm

### ELECTRICAL SPECIFICATIONS

**Wattage:** 3.4W

### EMERGENCY SPECIFICATIONS

**Battery Type:** 3.6V Rechargeable Ni-Cad

### CERTIFICATIONS

**Safety Certifications:** UL Listed

### ENVIRONMENTAL SPECIFICATIONS

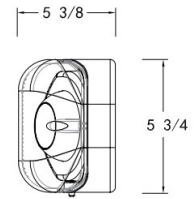
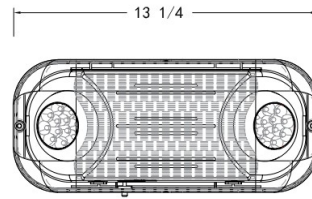
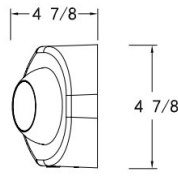
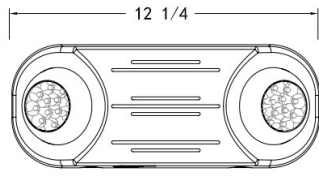
**UL Location Rating:** Wet Location

### PHYSICAL SPECIFICATIONS

**Finish Color:** White



PROJECT:	
LOCATION:	
MODEL#:	TYPE:
CLIENT:	QTY:
PREPARED BY:	DATE:



## WARRANTY INFORMATION

Warranty: 5 Years



PROJECT:	
LOCATION:	
MODEL#:	TYPE:
CLIENT:	QTY:
PREPARED BY:	DATE:

ESR	-LED	WP	
SERIES	LAMP TYPE	TYPE	HOUSING COLOR
ESR	[-LED] : LED	[WP] : Waterproof	[BLANK] : White
			[B] : Black

**SHIPPING SPECIFICATIONS**

**Case**

**Height:** 4.75 in.  
**Length:** 13.75 in.  
**QTY:** 1

**Weight:** 3lbs  
**Width:** 6.25 in.

**Master Case**

**Height:** 14.75 in.  
**Length:** 14.5 in.